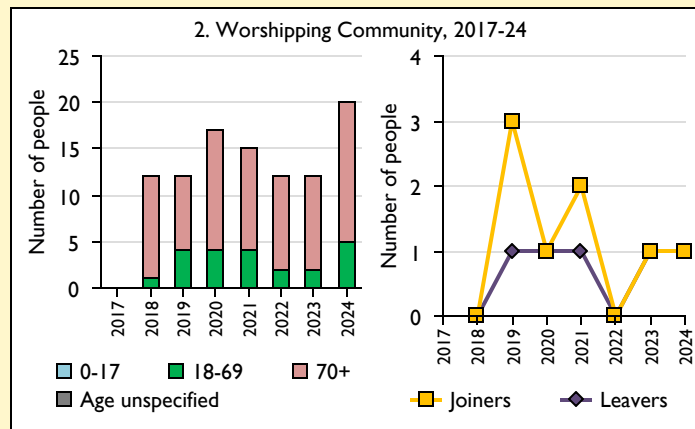
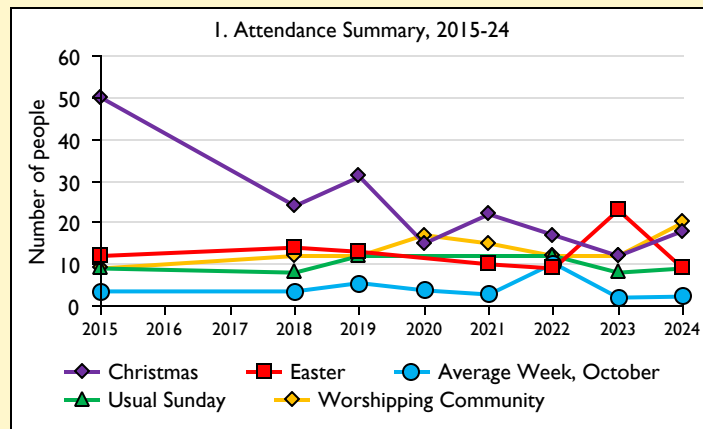


SfM Dashboard for the Parish of Cottesbrooke: All Saints in the Deanery of BRIXWORTH



Parish Census and deprivation summary

Parish population (2021): 131

	Parish	Diocese	National
% aged 0-19	17%	24%	23%
% aged 20-44	19%	32%	33%
% aged 45-69	47%	31%	31%
% aged 70 & over	16%	13%	14%
% Christian	53%	49%	46%
% non-Christian religion	1%	7%	11%

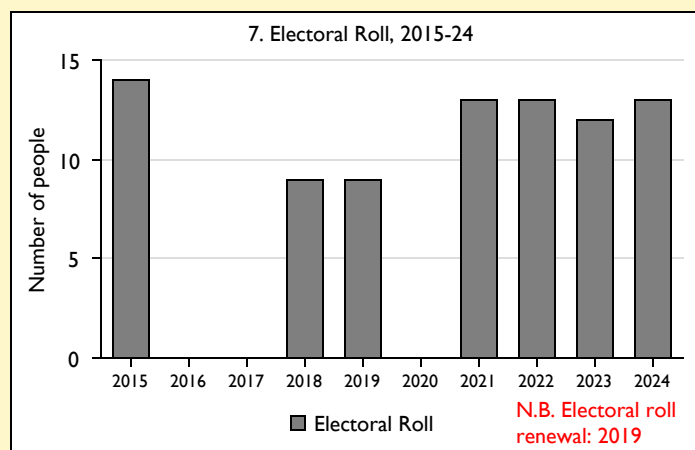
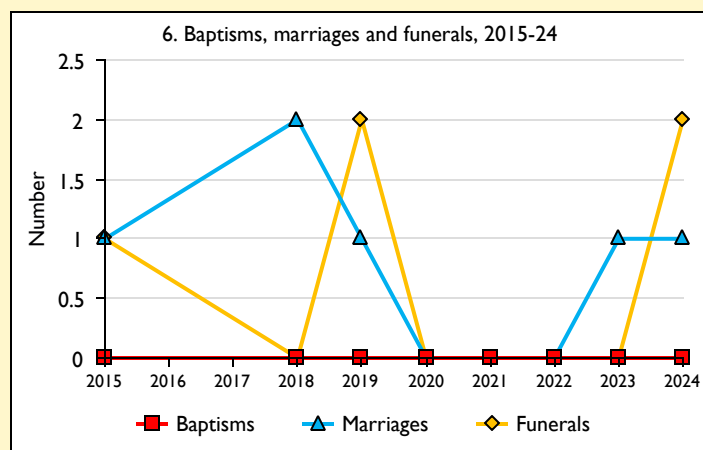
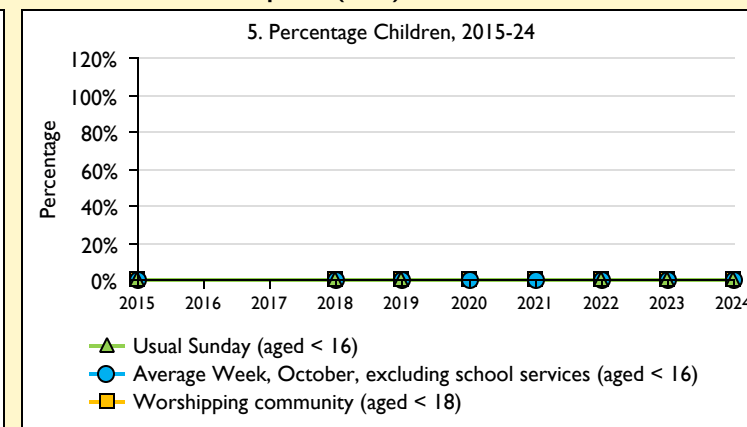
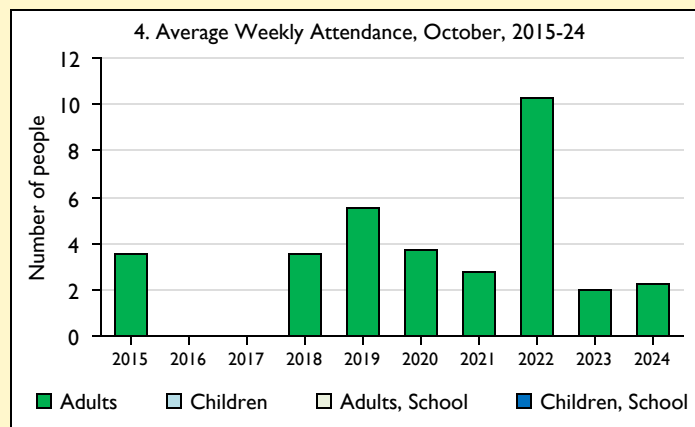
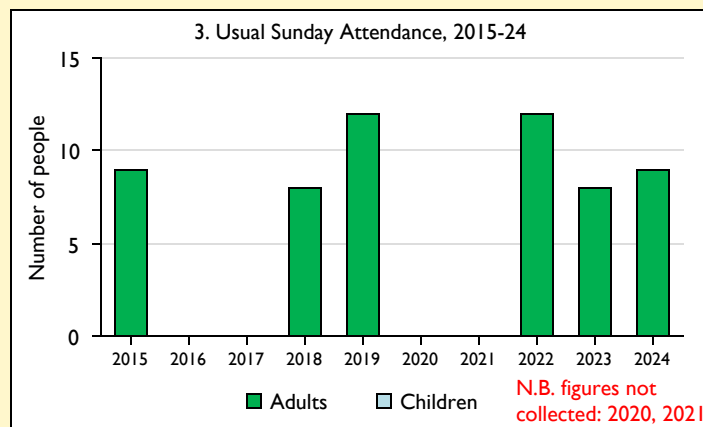
Parish deprivation rank (IMD 2019): 10310

(1=most deprived parish in the Church of England, 12,161=least deprived)

For more detailed census & deprivation info: see <http://arcg.is/1RaS4CS>
<https://www.churchofengland.org/about/data-services/> and
<http://www.cuf.org.uk/shinealight/>

Number of churches in parish (2024): 1

Parish Code: 280042



This dashboard contains figures as submitted by churches currently in the Parish
Attendance statistics: taken from annual Statistics for Mission returns.

Average weekly attendance: attendance at Sunday and midweek church services & fresh expressions in October; Figs 1 & 5 do not include attendance at services for schools.

Easter: Easter Eve & Easter Day; Christmas: Christmas Eve & Christmas Day.

Baptisms: all baptisms & thanksgivings.

Marriages: marriages and services of prayer & dedication after civil marriages.

Funerals: those held in church & at crematoria/cemeteries.

Because of pandemic-related church closures, Easter figures were not collected in 2020.

Census data: taken from the 2021 national Census.

Deprivation statistics: IMD taken from the English Indices of Deprivation, published by the Ministry of Housing, Communities & Local Government, Sept 2019.

The above statistics have been mapped onto parish boundaries so are approximations.

For more information, see: <https://www.churchofengland.org/about/data-services/>

Variations in attendance from year to year may be the result of changes in the number of churches that submitted returns, or changes in parish/benefice structure.

Number of churches included in returns: 2015 1; 2018 1; 2019 1; 2020 1; 2021 1; 2022 1; 2023 1; 2024 1.

Produced by Data Services, Church House, Great Smith Street, London SW1P 3AZ. Date of production: 23/08/2025.

Every effort has been made to ensure that data are reliable. We would be pleased to be notified of any significant errors or omissions by email to statistics.unit@churchofengland.org