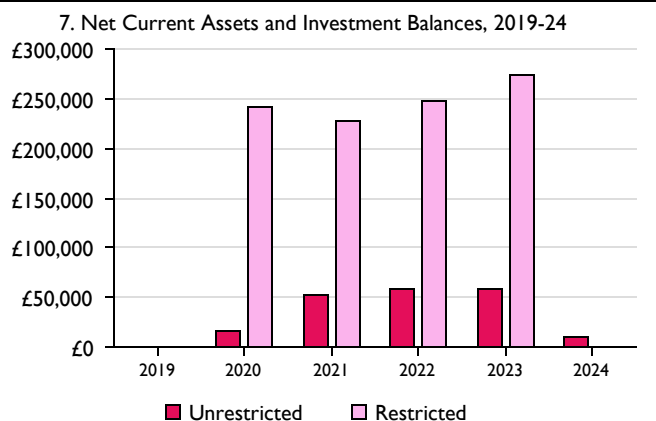
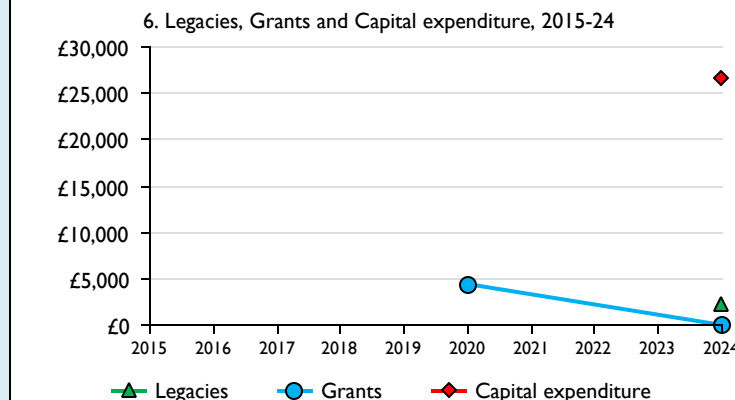
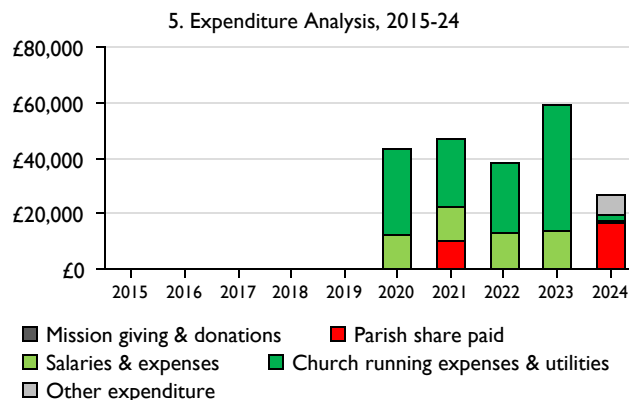
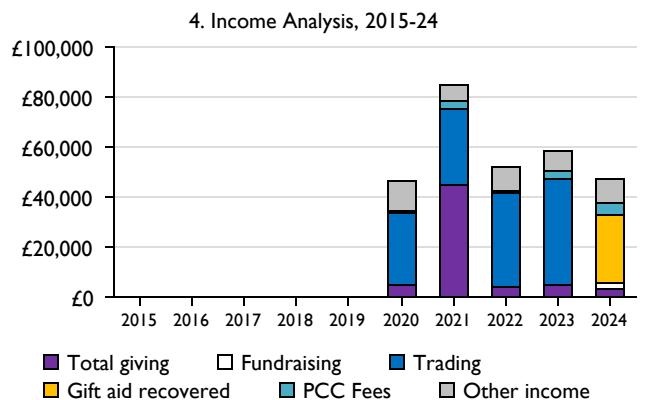
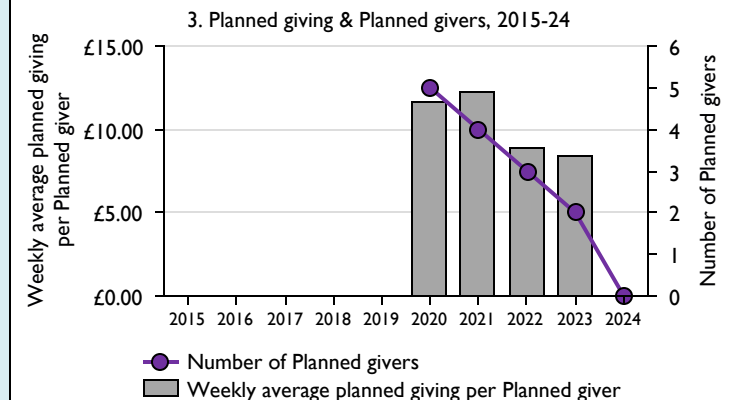
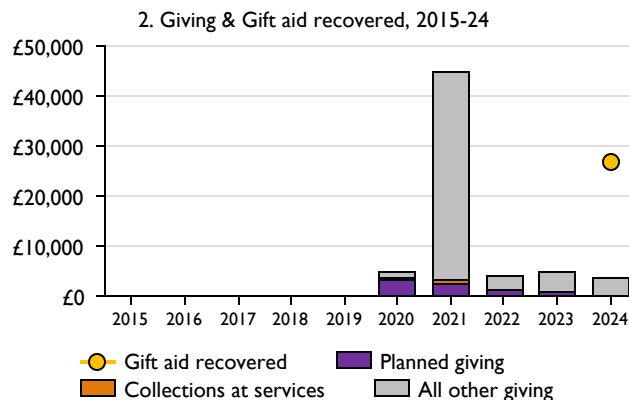
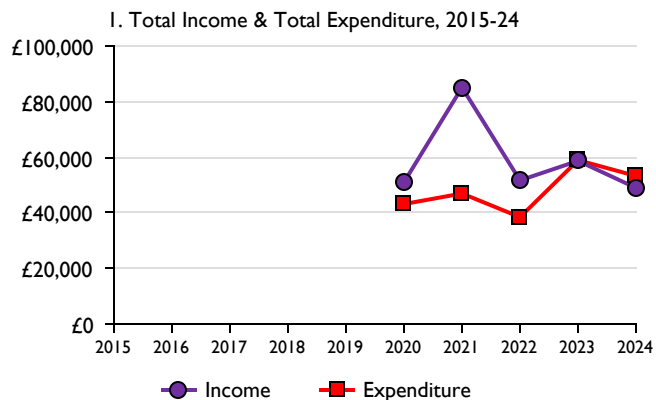


Finance Dashboard for the Parish of Northampton: Holy Sepulchre W S Andrew & St Lawrence in the Deanery of Greater Northampton



Weekly average planned giving per planned giver (2024)

Parish: missing
Diocese: 14.66

Number of churches in parish (2024): 1

Parish code: 280123

Notes & definitions

This dashboard contains figures as submitted by churches currently in the Parish; gaps may be the result of missing returns.

Graph 2 shows a detailed breakdown of the **Total giving** figure in graph 4.

Graph 3: **Planned giving** = Tax efficient planned giving + Other planned giving; **Planned givers** = Tax efficient planned givers + Other planned givers.

Graph 4 shows income other than grants and legacies.

Graph 4: **Total giving** = Tax efficient planned giving + Other planned giving + Collections at services + All other giving, including special appeals.

Graph 4: **Other income** = Dividends, interest, income from property + Any other income.

Graph 5 shows expenditure other than capital expenditure.

Graph 5: **Other expenditure** = Fund-raising activities + Mission and evangelism costs + Cost of trading + Other expenses.

Graph 5: **Running expenses & utilities** also includes governance costs.

Graphs 1-6: Unrestricted and Restricted amounts have been combined.

For further definitions please see the guidance notes attached to the Return of Parish Finance:

Variations from year to year may be the result of changes in the number of churches that submitted returns, or changes in parish/benefice structure.

Number of churches included in returns: 2020 1; 2021 1; 2022 1; 2023 1; 2024 1.

Produced by Data Services, Church House, Great Smith Street, London SW1P 3AZ. Date of production: 23/08/2025.

Every effort has been made to ensure that data are reliable. We would be pleased to be notified of any significant errors or omissions by email to statistics.unit@churchofengland.org