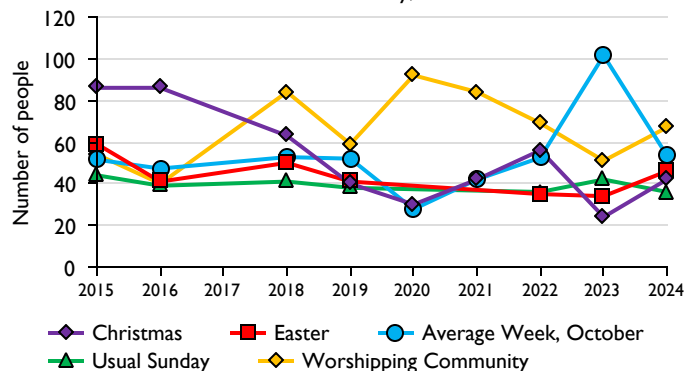
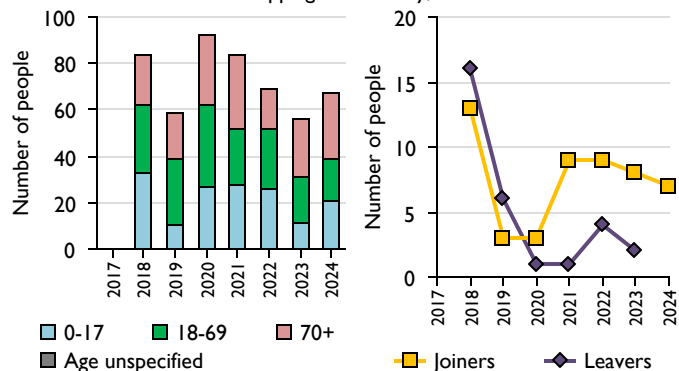


SfM Dashboard for the Parish of Peterborough: Christ The Carpenter in the Deanery of PETERBOROUGH

1. Attendance Summary, 2015-24



2. Worshipping Community, 2017-24



Parish Census and deprivation summary

Parish population (2021): 11532

	Parish	Diocese	National
% aged 0-19	32%	24%	23%
% aged 20-44	36%	32%	33%
% aged 45-69	24%	31%	31%
% aged 70 & over	8%	13%	14%
% Christian	42%	49%	46%
% non-Christian religion	20%	7%	11%

Parish deprivation rank (IMD 2019): 340

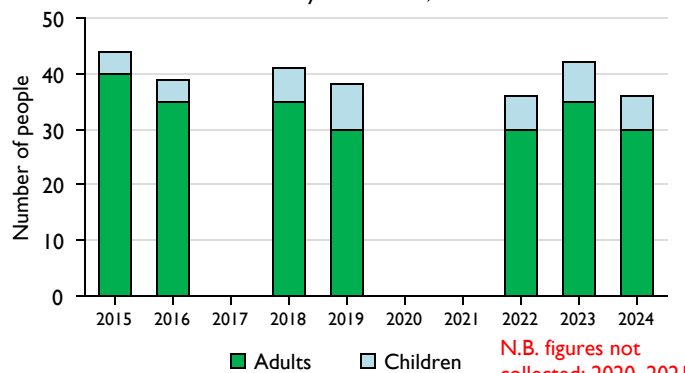
(1=most deprived parish in the Church of England, 12,161=least deprived)

For more detailed census & deprivation info: see <http://arcg.is/1RaS4CS>
<https://www.churchofengland.org/about/data-services/> and
<http://www.cuf.org.uk/shinealight/>

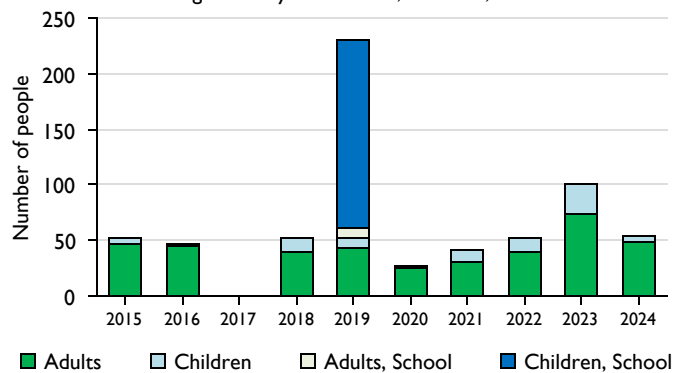
Number of churches in parish (2024): 1

Parish Code: 280333

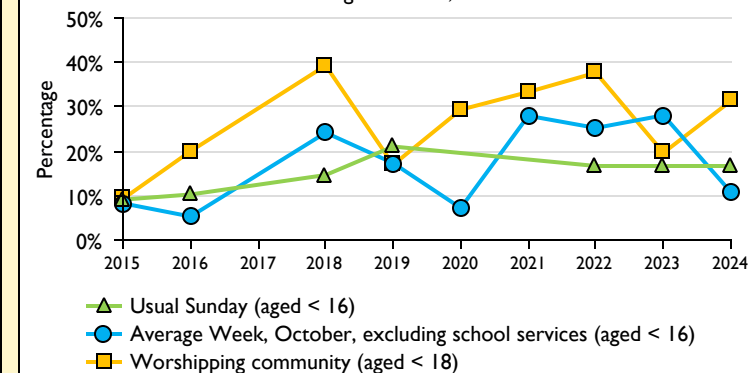
3. Usual Sunday Attendance, 2015-24



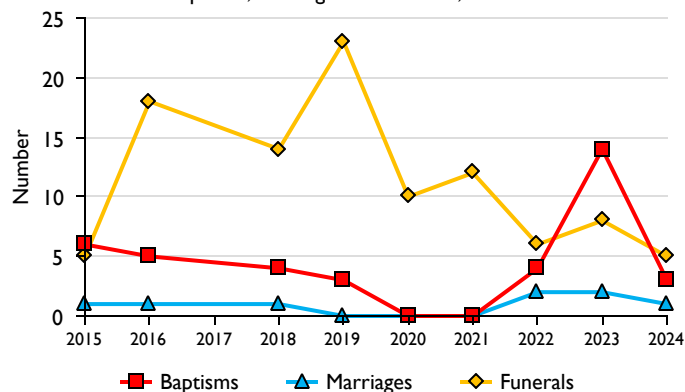
4. Average Weekly Attendance, October, 2015-24



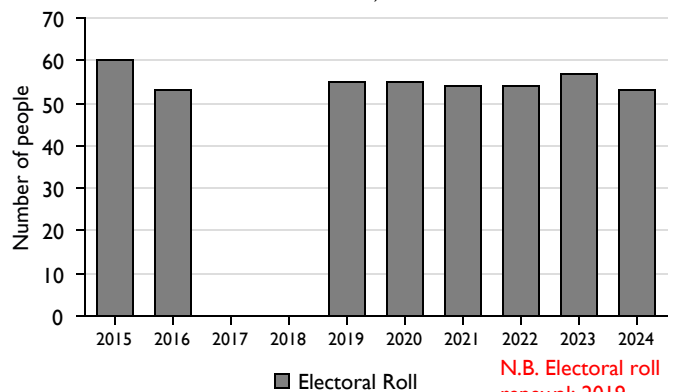
5. Percentage Children, 2015-24



6. Baptisms, marriages and funerals, 2015-24



7. Electoral Roll, 2015-24



This dashboard contains figures as submitted by churches currently in the Parish
Attendance statistics: taken from annual Statistics for Mission returns.

Average weekly attendance: attendance at Sunday and midweek church services & fresh expressions in October; Figs 1 & 5 do not include attendance at services for schools.

Easter: Easter Eve & Easter Day; Christmas: Christmas Eve & Christmas Day.

Baptisms: all baptisms & thanksgivings.

Marriages: marriages and services of prayer & dedication after civil marriages.

Funerals: those held in church & at crematoria/cemeteries.

Because of pandemic-related church closures, Easter figures were not collected in 2020.

Census data: taken from the 2021 national Census.

Deprivation statistics: IMD taken from the English Indices of Deprivation, published by the Ministry of Housing, Communities & Local Government, Sept 2019.

The above statistics have been mapped onto parish boundaries so are approximations.

For more information, see: <https://www.churchofengland.org/about/data-services/>

Variations in attendance from year to year may be the result of changes in the number of churches that submitted returns, or changes in parish/benefice structure.

Number of churches included in returns: 2015 1; 2016 1; 2018 1; 2019 1; 2020 1; 2021 1; 2022 1; 2023 1; 2024 1.

Produced by Data Services, Church House, Great Smith Street, London SW1P 3AZ. Date of production: 23/08/2025.

Every effort has been made to ensure that data are reliable. We would be pleased to be notified of any significant errors or omissions by email to statistics.unit@churchofengland.org