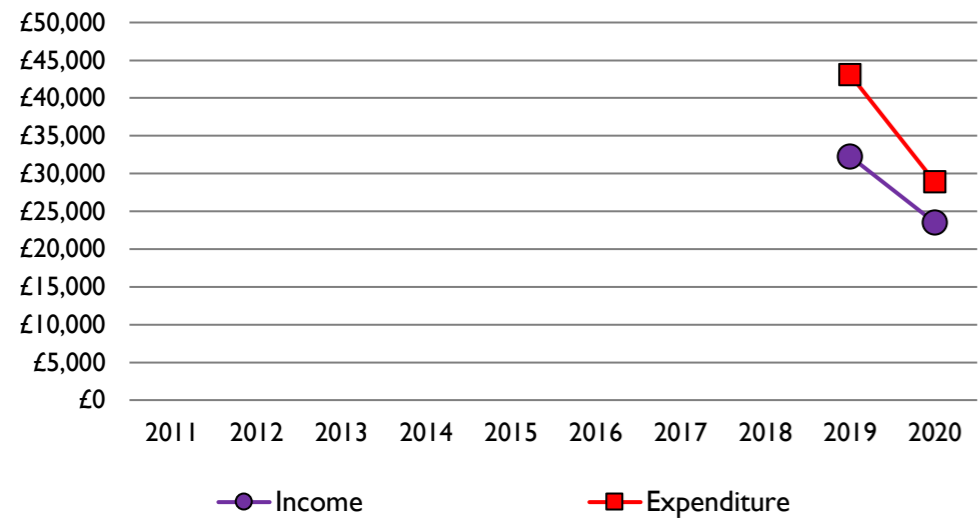
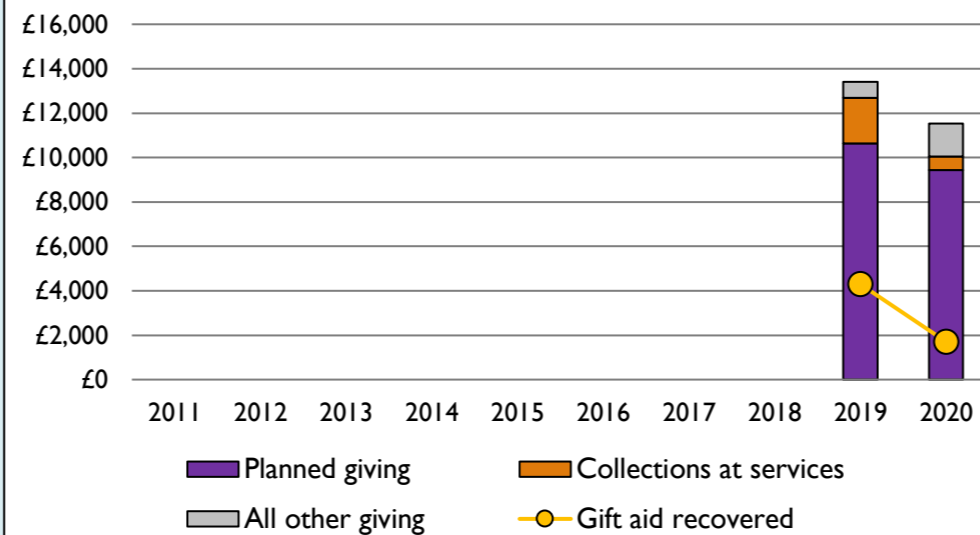


Finance dashboard for the parish of Warmington: St Mary the Blessed Virgin in the Deanery of OUNDLE


1. Total income & total expenditure, 2011-20



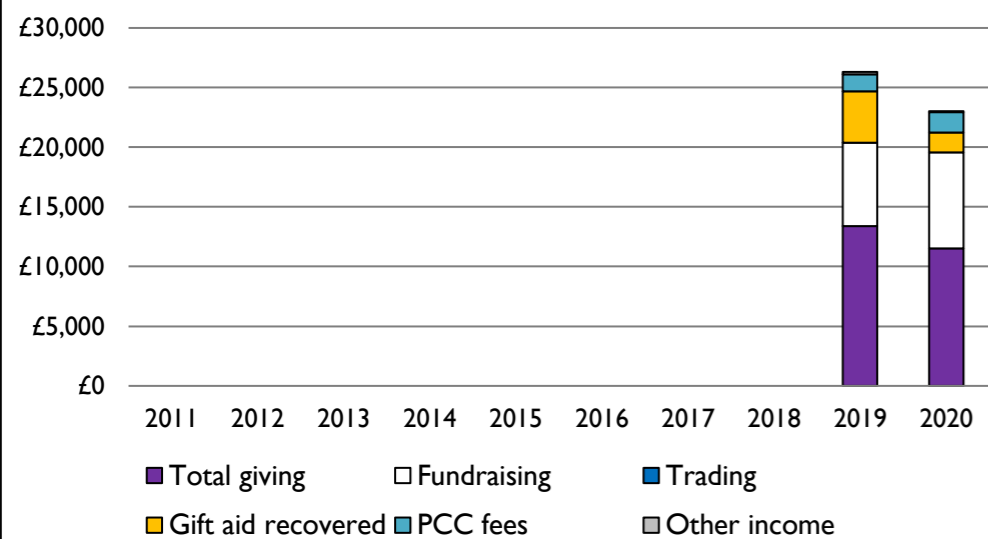
2. Giving & gift aid recovered, 2011-20



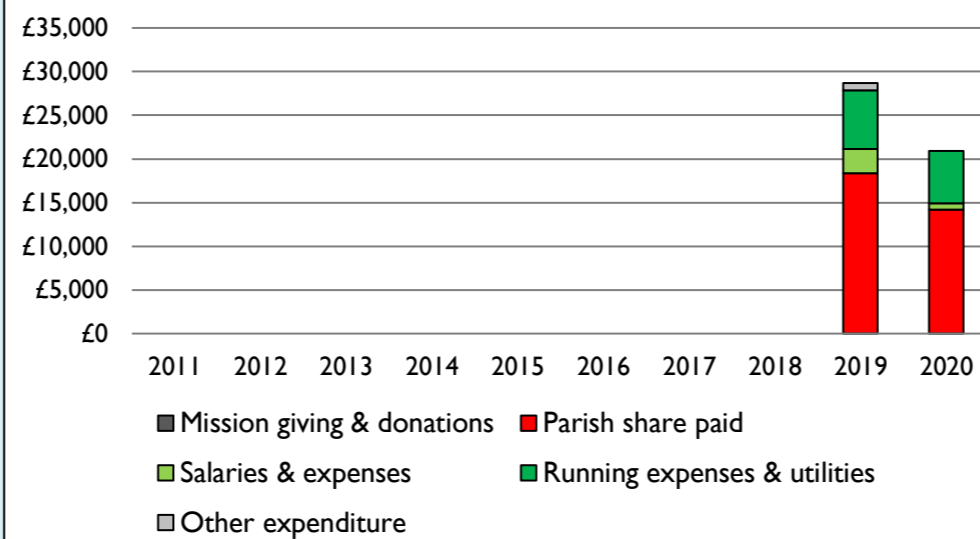
3. Planned giving & planned givers, 2011-20



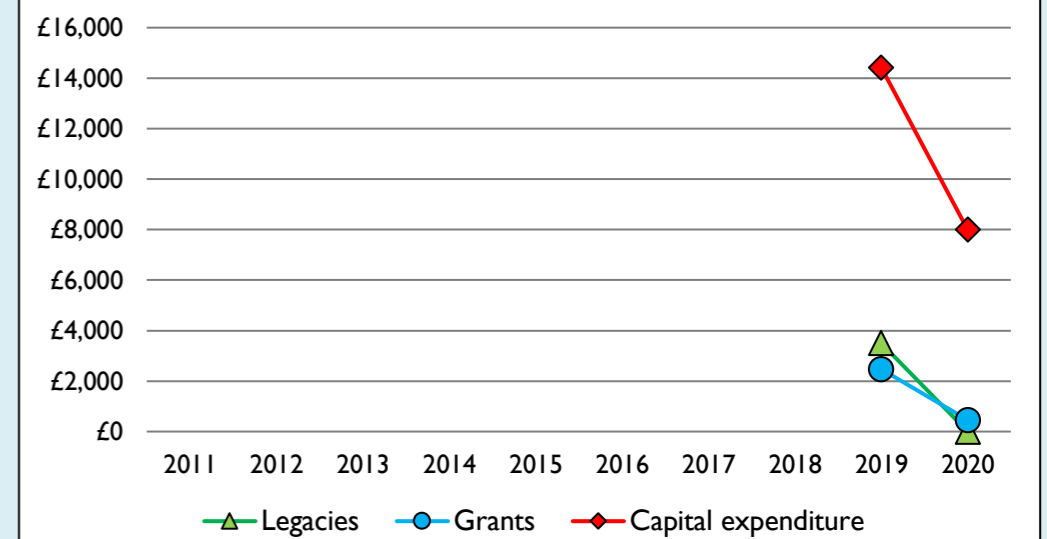
4. Income breakdown, 2011-20



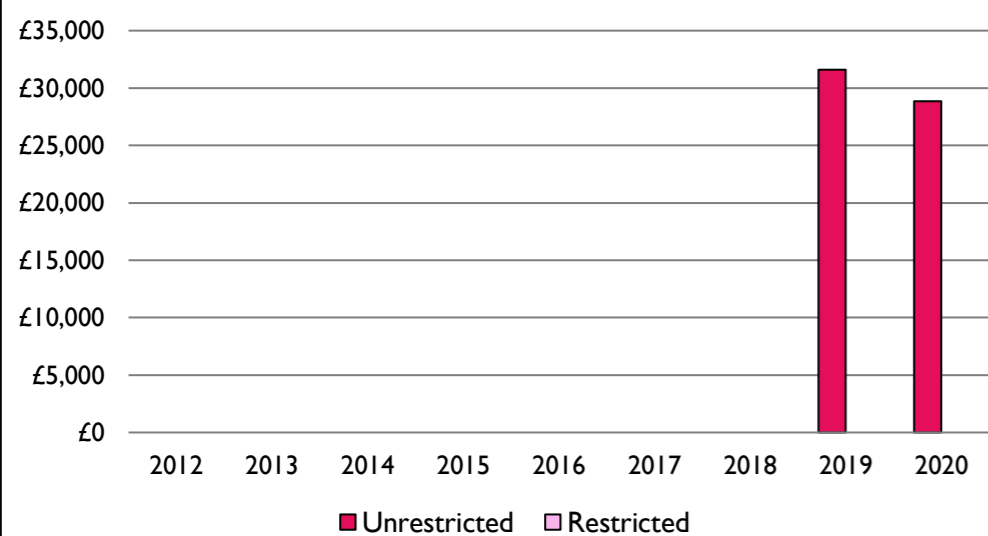
5. Expenditure breakdown, 2011-20



6. Legacies, grants, & capital expenditure, 2011-20



7. Cash and deposit balances & investments, 2012-20



Weekly average planned giving per planned giver (2020)

Parish: £10.07
Diocese: £12.91

Notes & definitions

This dashboard contains figures as submitted by churches currently in the parish; gaps may be the result of missing returns.

Graph 2 shows a detailed breakdown of the **Total giving** figure in graph 4.

Graph 3: **Planned giving** = Tax efficient planned giving + Other planned giving; **Planned givers** = Tax efficient planned givers + Other planned givers.

Graph 4 shows income other than grants and legacies.

Graph 4: **Total giving** = Tax efficient planned giving + Other planned giving + Collections at services + All other giving, including Special Appeals.

Graph 4: **Other income** = Dividends, interest, income from property + Any other income.

Graph 5 shows expenditure other than capital expenditure.

Graph 5: **Other expenditure** = Fund-raising activities + Mission and evangelism costs + Cost of trading + Other expenses.

Graph 5: **Running expenses & utilities** also includes governance costs.

Graphs 1-6: Unrestricted and Restricted amounts have been combined.

For further definitions please see the guidance notes attached to the Return of Parish Finance:

<https://parishreturns.churchofengland.org/>

Number of churches in parish (2021): 1

Parish code: 280317

Variations from year to year may be the result of changes in the number of churches that submitted returns, or changes in parish/benefice structure.

Number of churches included in returns: 2011 0; 2012 0; 2013 0; 2014 0; 2015 0; 2016 0; 2017 0; 2018 0; 2019 1; 2020 1.

Produced by the Research and Statistics Unit, Church House, Great Smith Street, London SW1P 3AZ. Date of production: 14/2/22.

Every effort has been made to ensure that data are reliable. We would be grateful to be notified of any significant errors or omissions by email to statistics.unit@churchofengland.org



Follow us on Twitter:
@cofestats



Research and Statistics