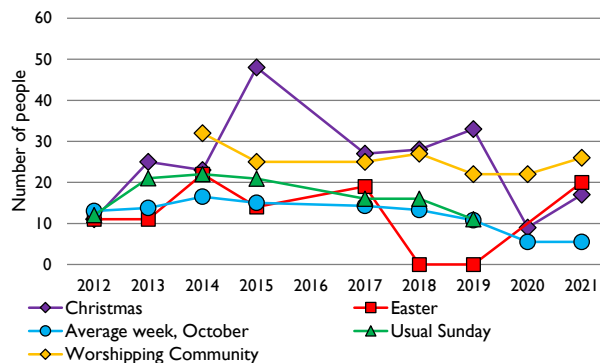
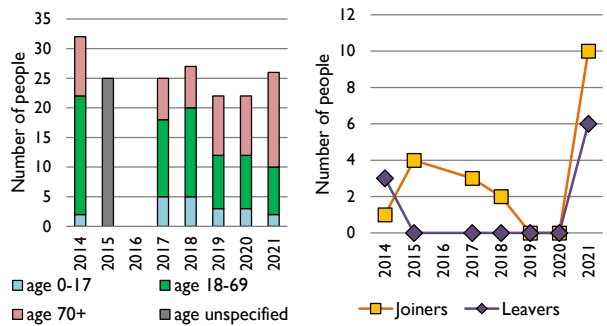


Dashboard for the parish of Charwelton: Holy Trinity in the Deanery of DAVENTRY

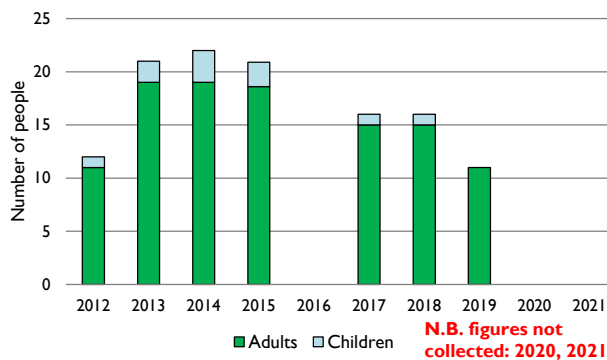
1. Attendance summary, 2012-21



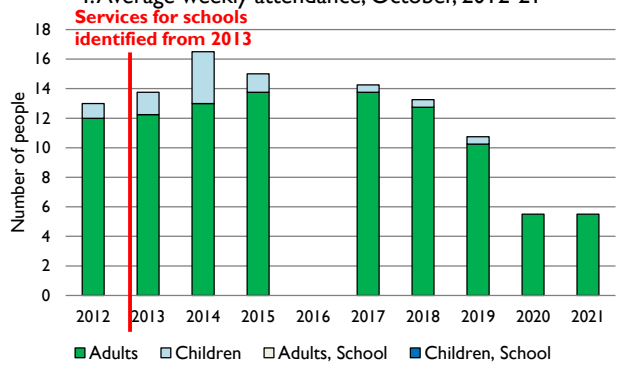
2. Worshipping Community, 2014-21



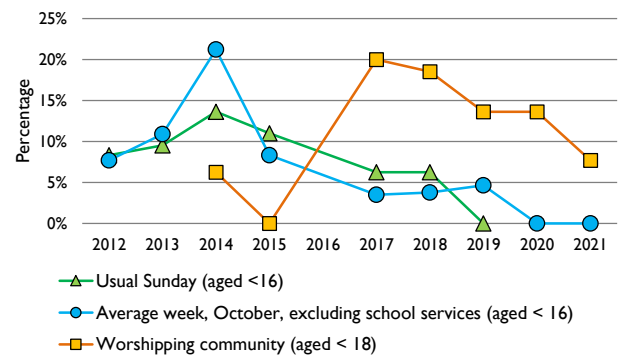
3. Usual Sunday attendance, 2012-21



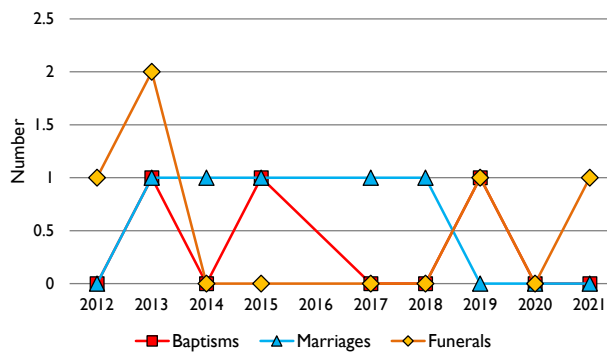
4. Average weekly attendance, October, 2012-21



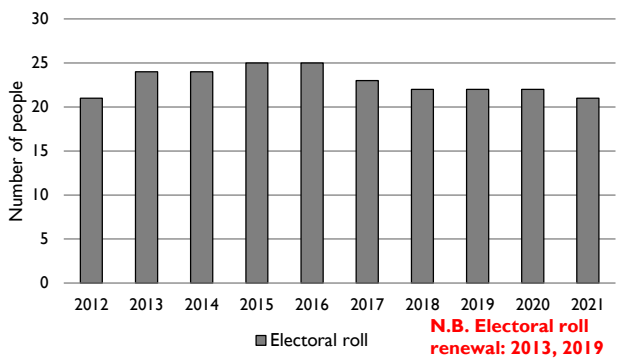
5. Percentage children, 2012-21



6. Baptisms, marriages, & funerals, 2012-21



7. Electoral roll, 2012-21



Parish census and deprivation summary

Parish population (2018): 199

| | Parish | Diocese | National |
|--------------------------|--------|---------|----------|
| % aged 0-17 | 18% | 23% | 21% |
| % aged 18-44 | 22% | 36% | 37% |
| % aged 45-64 | 38% | 26% | 25% |
| % aged 65 & over | 22% | 15% | 16% |
| % Christian | 65% | 60% | 59% |
| % non-Christian religion | 1% | 6% | 9% |

Parish deprivation rank (IMD, 2019): 9265
(1=most deprived parish in the Church of England, 12,307=least deprived)

For more detailed census & deprivation info: see <http://arcg.is/1RaS4CS>
<https://www.churchofengland.org/researchandstats>
and <http://www2.cuf.org.uk/poverty-england/poverty-map>
Number of churches in parish (2022): 1 Parish code: 280084

Variations in attendance from year to year may be the result of changes in the number of churches that submitted returns, or changes in parish/benefice structure.
Number of churches included in returns: 2012 1; 2013 1; 2014 1; 2015 1; 2016 0; 2017 1; 2018 1; 2019 1; 2020 1; 2021 1.
Produced by the Research and Statistics Unit, Church House, Great Smith Street, London SW1P 3AZ. Date of production: 25/5/22.
Every effort has been made to ensure that data are reliable. We would be pleased to be notified of any significant errors or omissions by email to statistics.unit@churchofengland.org

Follow us on Twitter:
[@cofestats](https://twitter.com/cofestats)

